

NOTES:

1. BIRD PROOFING AS PER EXTERNAL PLANT POLICY 003615.
2. THIS DRAWING SET IS A PRELIMINARY DRAWING ONLY AND IS ISSUED FOR COMMENT. IT IS NOT A DETAILED SURVEY / STRUCTURAL DRAWING AND THEREFORE COULD BE SUBJECT TO CHANGE.
3. FOR EME SIGNS NOTED THUS #X REFER TO 005486 FOR DETAILS.
4. POWER ROUTE DETAILS TO BE CONFIRMED WITH BROOOME SHIRE ELECTRICAL REQUIREMENTS.

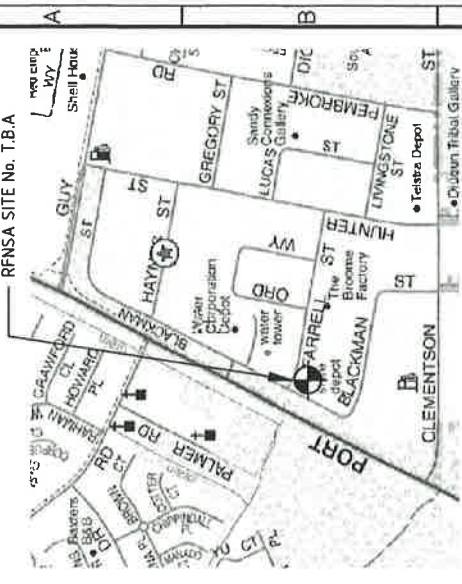
SITE LAYOUT

SCALE 1:100

LOCALITY PLAN

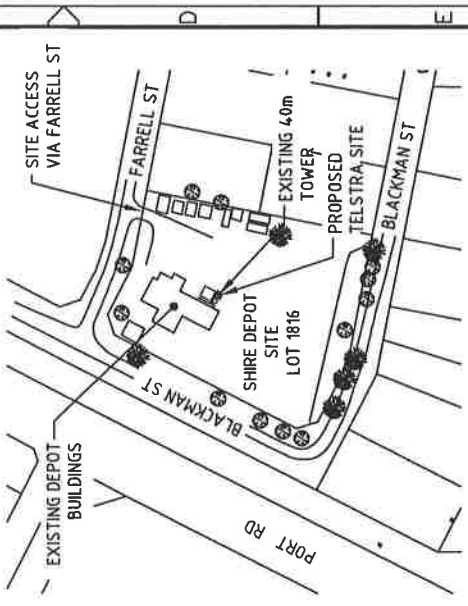
SCALE: NTS

REPRODUCED WITH PERMISSION BY AUSWAY PUBLISHING P/L



SITE ACCESS

SCALE: NTS



PROPERTY DESCRIPTION	LOT 1816 ON DEPOSITED PLAN 215913 LOCAL GOVERNMENT AREA: TOWN OF BROOOME
SITE STRUCTURE CO-ORDINATES	GOOGLE EARTH (ACCURACY ±10m) CENTRE OF POLE
LATITUDE	-17.968816 (GDA 94)
LONGITUDE	122.218644 (GDA 94)

ORDER	DRAWN	CHKD	AMENDMENT
WADZ021	DTK	CB	PRELIMINARY ISSUE - SP25K63030000
EXAM	APPD	DATE	ISS
		13/06/12	1

Unapproved Drawing

airecon
 Aircon Australia Pty Ltd
 Level 1, Seaport Row Square
 100 Seaport Row
 Western Australia 6008 Perth
 AGN 54 005 18 873
 Telephone +61 8 9225 1600
 Fax +61 8 9225 1600
 Email perth@airecon.com.au

1. Using the drawings and other data to identify the site without requesting and agreeing to the drawings and other data for the project and applying to it without any agreement.
 2. Using the drawings and other data for the project and applying to it without any agreement.

TELSTRA	MOBILE NETWORK SITE 284204
PRELIMINARY	BROOOME WEST (TEMPORARY SITE)
W107137	SITE LAYOUT AND ACCESS
DWG NO.	COUNCIL DEPT 15 FARRELL ST BROOOME WA 6725
SHT NO.	W107137
INDEX	6

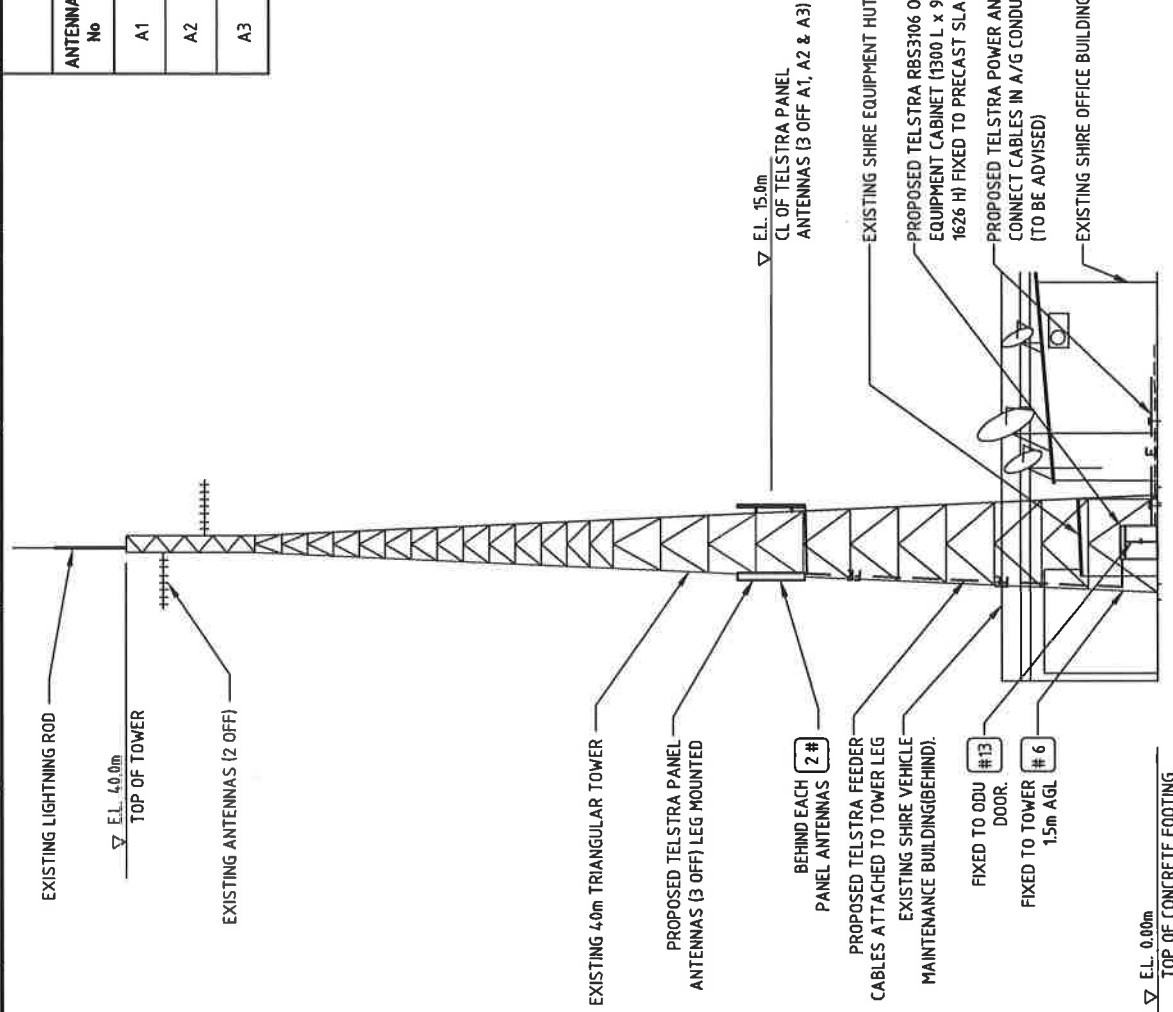
COUNCIL

Item No. 9.2.2

Pages 2

TELSTRA ANTENNA CONFIGURATION TABLE

ANTENNA No	ANTENNA TYPE & SIZE H x W x D	ANTENNA STATUS	ANTENNA HEIGHT (C/L A.G.L.)*†	ANTENNA BEARING (°T)	SECTOR NO. & SYSTEM
A1	ARGUS CPX310R-V1 PANEL ANTENNA 2630 x 300 x 115	PROPOSED	15.0m	95°	S1: WCDMA850 S1: WCDMA850
A2	ARGUS CPX310R-V1 PANEL ANTENNA 2630 x 300 x 115	PROPOSED	15.0m	210°	S2: WCDMA850 S2: WCDMA850
A3	ARGUS CPX310R-V1 PANEL ANTENNA 2630 x 300 x 115	PROPOSED	15.0m	310°	S3: WCDMA850 S3: WCDMA850



NOTES:

1. BIRD PROOFING AS PER EXTERNAL PLANT POLICY 003615.
2. THIS DRAWING SET IS A TEMPORARY CONSTRUCTION ONLY AND IS ISSUED FOR COMMENT. IT IS NOT A DETAILED SURVEY / STRUCTURAL DRAWING AND THEREFORE COULD BE SUBJECT TO CHANGE
3. FOR EME SIGNS NOTED THIS DRAWING REFER TO 005486 FOR DETAILS.
4. SURROUNDING BUILDINGS NOT SHOWN FOR CLARITY.

PRELIMINARY

Telstra
MOBILE NETWORK SITE 284204
BROOME WEST (TEMPORARY SITE)
SITE ELEVATION
15 FARRELL ST, BROOME, WA 6725

ORDER NO.	DRAWN	CHKD	AMENDMENT	EXAM	APPD	DATE	ISS
W107137	CB	CB	PRELIMINARY ISSUE-SP2548636/0004			13/06/12	1

UNAPPROVED DRAWING

aurecon
Aurecon Australia Pty Ltd
Level 1, Spectrum Two Square
250 Hokitika Terrace, Perth
Western Australia 6000
Tel: (08) 9223 1500
Fax: (08) 9223 1505
Email: perth@au.aurecon.com

NEXT NETWORK

© Telstra Corporation Limited ABN 33 051 775 556 All rights reserved.

DWG NO. W107137
SHT NO. INDEX S3